

## User Manual

The JTS CX-608 Miniature clip-on condenser microphone is designed for the miking of brass and wind instruments. Its flat response with a slight presence peak in the upper frequencies ensures natural and bright reproduction without coloration.

## Product Features

- The lightweight miniature profile provides minimal physical size interference for the performer.
- Spring type clamp with elastic grip and adjustable gooseneck for secure mounting on the horn without scratching or marring delicate instrument finishes.
- Clip-on design allows optimal placement position thereby eliminating the use of mic stands, reducing stage clutter and set up time.
- Outstanding for saxophone, brass and wind instruments.
- Extended frequency response and wide dynamic range for pure and natural sound without coloration.
- Flexible gooseneck together with adjustable axis allows accurate positioning.
- Newly added spider suspension isolates unwanted mechanical vibration effectively.



## Use Instruction

1. Attach the clamp to the desired location on the bell of instrument. (Figure 1)
2. Adjust gooseneck and rotary axis to a proper angle for sound pickup. (Figure 2)
3. Plug the connector into the input socket of body-pack transmitter, then turn on the power for operation. (Figure 3/CX-608W)

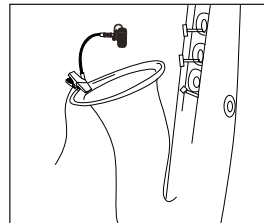


Figure 1

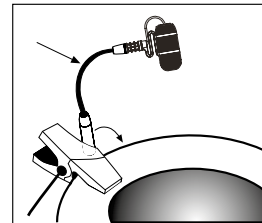


Figure 2

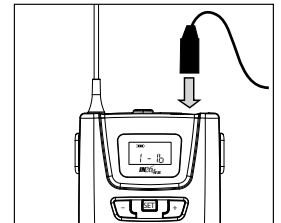
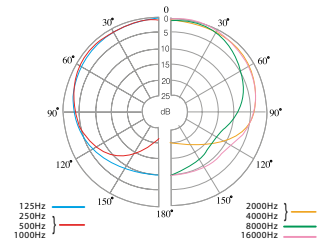


Figure 3

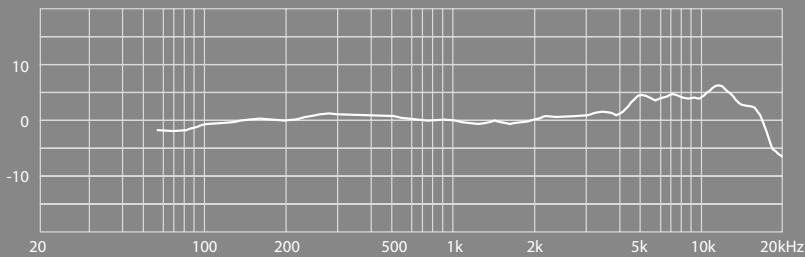
## Specification

Model	CX-608	CX-608W
Type	Electret Condenser	
Frequency Response	30~18,000 Hz	
Polar Pattern	Cardioid	
Sensitivity (at 1,000 Hz)	-66dB*(0.5mV)*0dB=1V/μbar	-67±3 dB*(0.45mV)*0dB=1V/μbar
Impedance	220 Ω	
Max. SPL for 1% T.H.D.	130 dB	
Output Connector	3P XLR(M)	4P Mini XLR
Phantom Power Requirements	9-52 VDC	3-5 VDC

## Cardioid

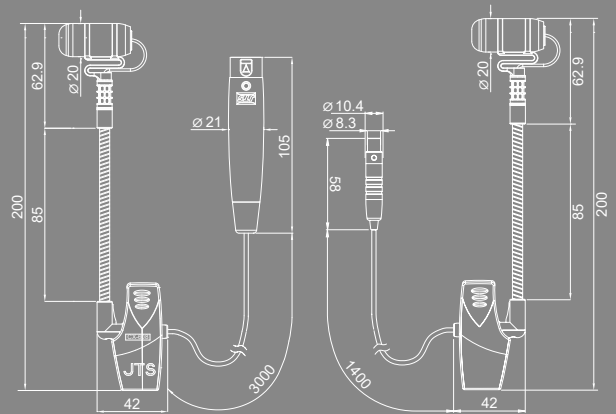


## Frequency Response



CX-608/CX-608W

## Dimensions



CX-608

CX-608W