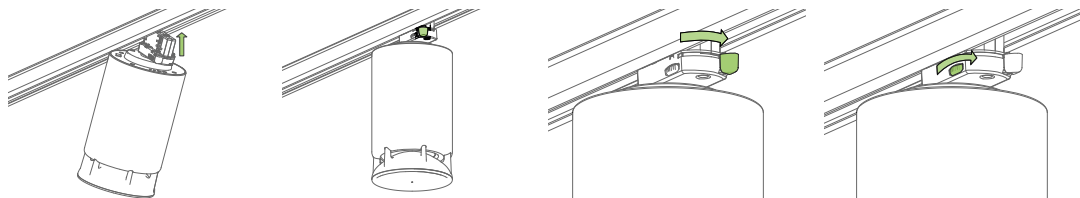


QUICK GUIDE

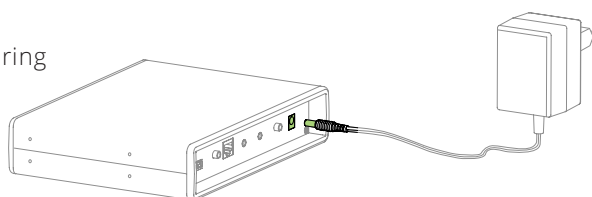
INITIAL SETUP - LET'S GET IT INSTALLED



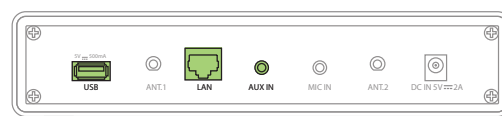
- 1 PLACE & POWER SPOTTUNE OMNI'S**
Will blink green after 30 sec



- 2 PLACE & POWER SPOTTUNE STREAM**
Wait 2 - 10 min. while auto starting & pairing



- 3 SPOTTUNE IS READY FOR MUSIC INPUT**
AUX or USB or Network



More info: www.spottune.com/FAQ or support@spottune.com



QUICK GUIDE

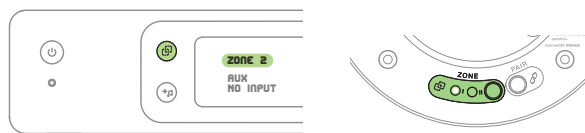
LET'S GET IT PLAYING



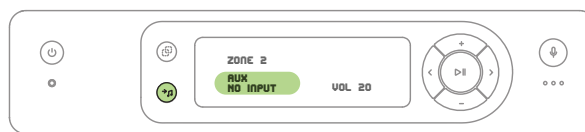
- 1 TURN ON**
OFF is pressing for 3 sec



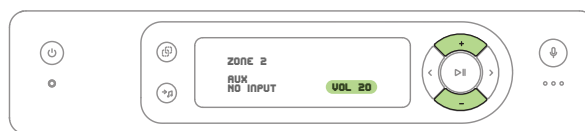
- 2 SELECT ZONE**
Zone 1, Zone 2 or Zone 1+2



- 3 SELECT INPUT FOR MUSIC**
AUX or USB or Network



- 4 ADJUST VOLUME**
NB. volume is individual to each zone



More info: www.spottune.com/FAQ or support@spottune.com

